

Virchows Archiv: brains of the ESP?



**“It’s called ‘reading’. It’s how people
install new software into their brains”**

The changing world of scientific publishing

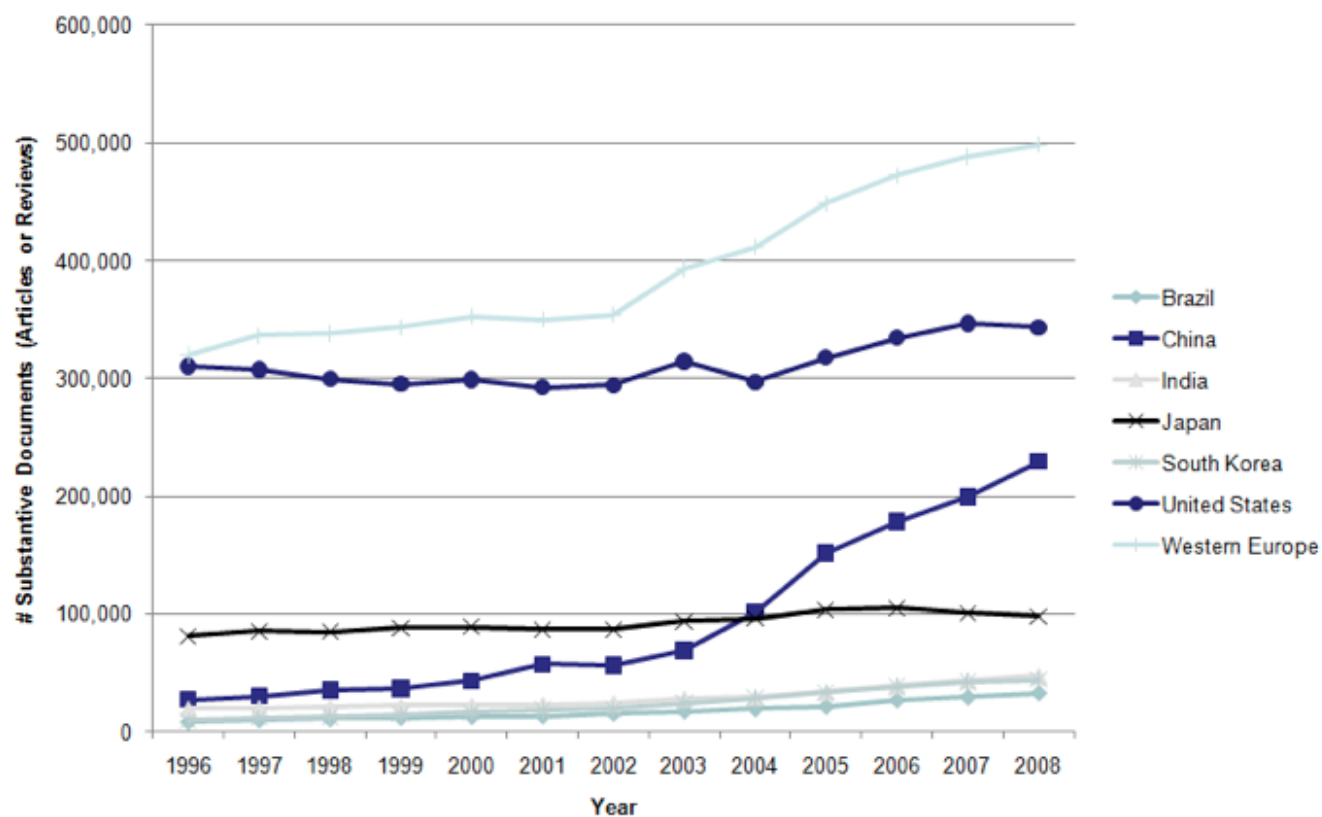
brains in translation

“If we are to understand the future we must study the past”
Confucius



Brains are swelling

Substantive Documents Published per Year 1996-2008




Virchows Archiv and ESP: key moments


- 1999 Virchows Archiv becomes the official journal of the European Society of Pathology
- 2006 The contract between the European Society of Pathology and Springer Verlag is renegotiated: revenue is shared 50:50
- Revenue € 300'000,-/400'000,- per annum

Brains or cash-cow?


Morphological plasticity



At its inception



Marriage with ESP



When Heinz took over

January 2015



but not only morphological: VIAR continues to reflect today and anticipate tomorrow

Which brains are we talking about?

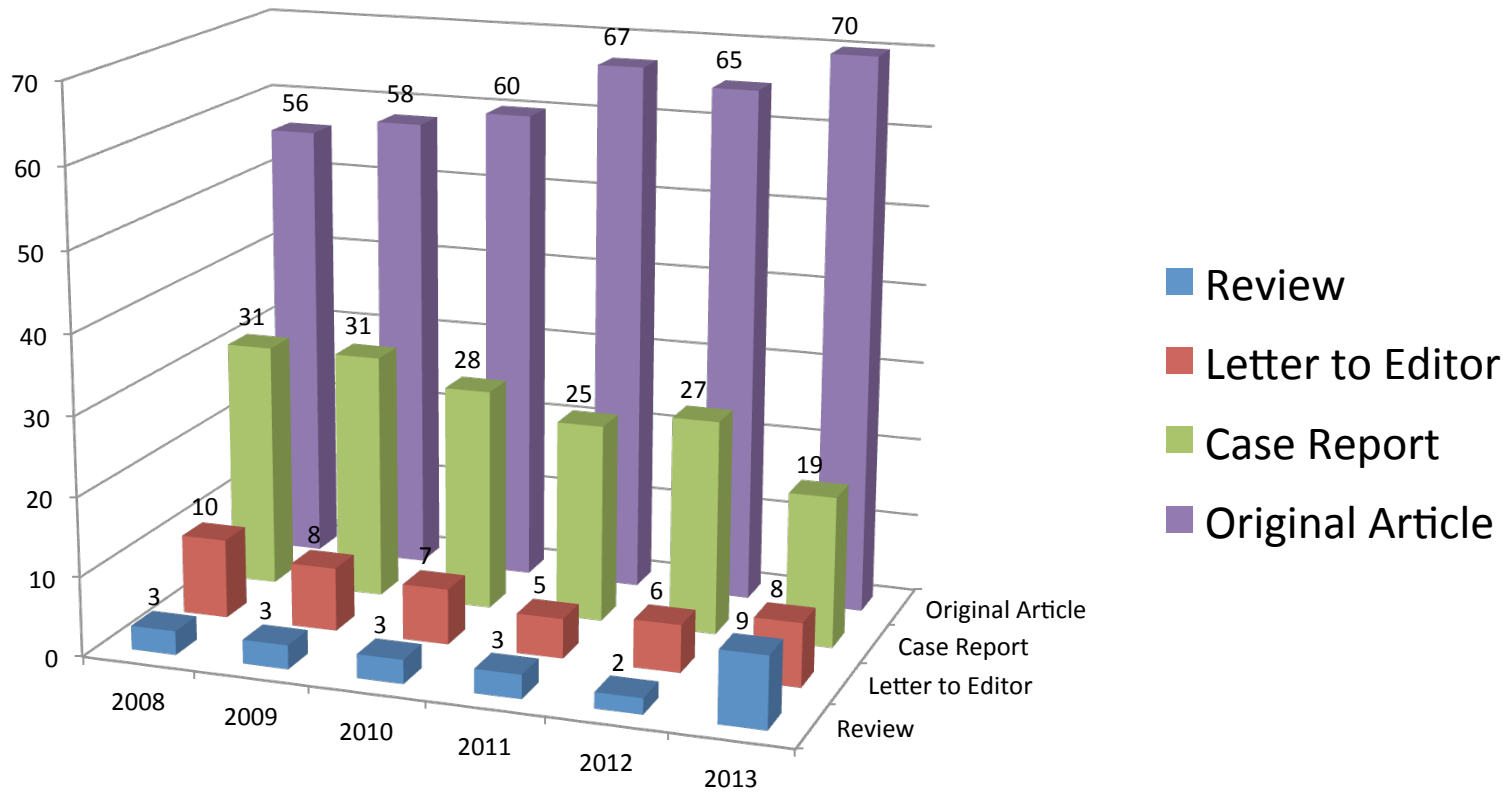
- Authors
- Readers
- Editors
- Reviewers
- Publisher
- ESP



Why write?

"Surely you were aware when you accepted the position, Professor,
that it was publish or perish."

What do these brains send us?



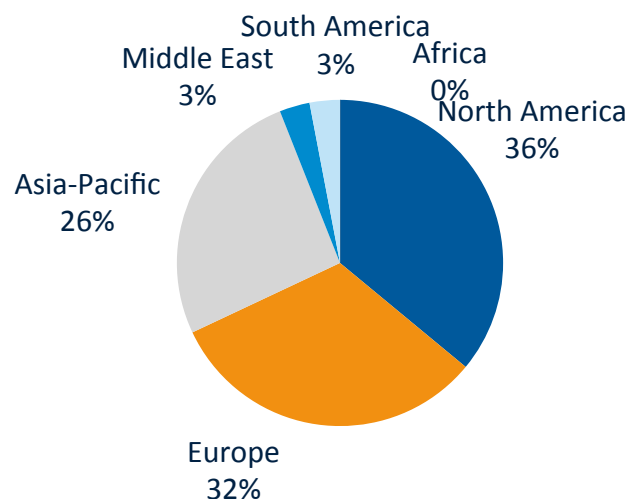
Manuscript Submissions Received by Type in %

Where are these brains?

Country	Submitted/ Accepted in 2011	Submitted/ Accepted in 2012	Submitted / Accepted in 2013
China	15/3	40/5	23/8
Japan	31/10	84/18	41/15
Korea	10/2	18/5	22/8
% Total Submissions	11%	26%	27%

Downloads 2012

Top 5 Asia-Pacific	
• China	10%
• Japan	7%
• Korea	3%
• Taiwan	2%
• Australia	1%





Virchows Archiv
European Journal of Pathology



awards the

VIRCHOWS ARCHIV prize
for the best paper of the year 2013

to

Dr. Evgeny A. Moskalev et al.

Department of Pathology, University Medical Center Erlangen

for their paper

*'Increased detection rate of EGFR and KRAS mutations in NSCLC specimens
with low tumour cell content by 454 sequencing'*

EUROPEAN SOCIETY OF PATHOLOGY

VIRCHOWS ARCHIV

PRESIDENT

EDITOR IN CHIEF

Lots of brains: where are we?



What our readers like

Likes – Selected Comments

This is a solid and respected professional journal.

Good balance between practical applications and basic science articles.

The articles posted are current, competent and well presented.

It is one of the most serious and authoritative pathology journal. I can trust the scientific data presented.



It is Journal for every pathologist, with content from morphology to molecular biology and with some specific text useful in every day practice.

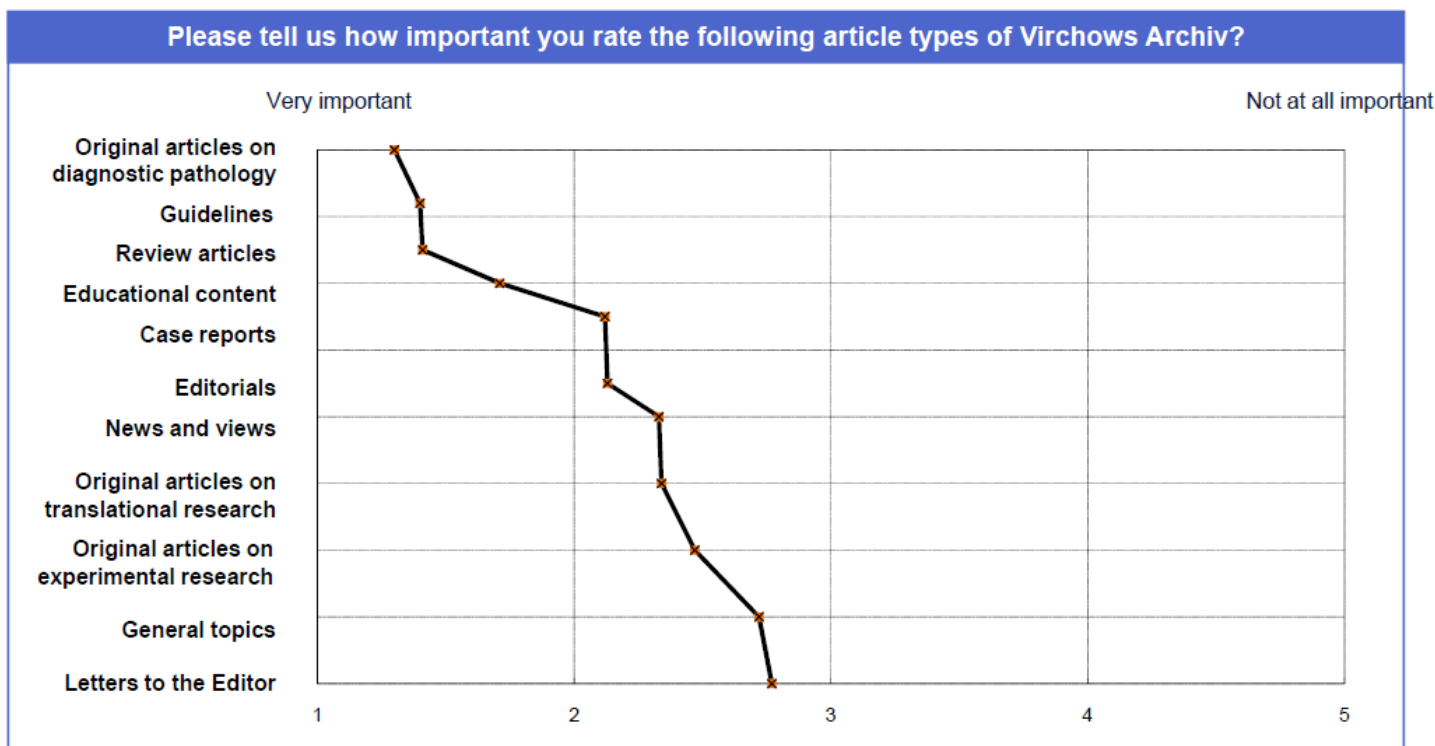
1. The review articles and updates 2. The case reports. 3. The history of medicine and pathology series

Highly professional level of the articles, interesting information which improve my activity.

It comprizes a wide spectrum of topics in pathology on a highly scientific level. Nevertheless this journal publishes not only articles dealing with the latest molecular techniques but also conventional methods and techniques including case reports etc.. Thus the discipline of pathology is kept together despite ongoing sub-/specialication.

What our readers want

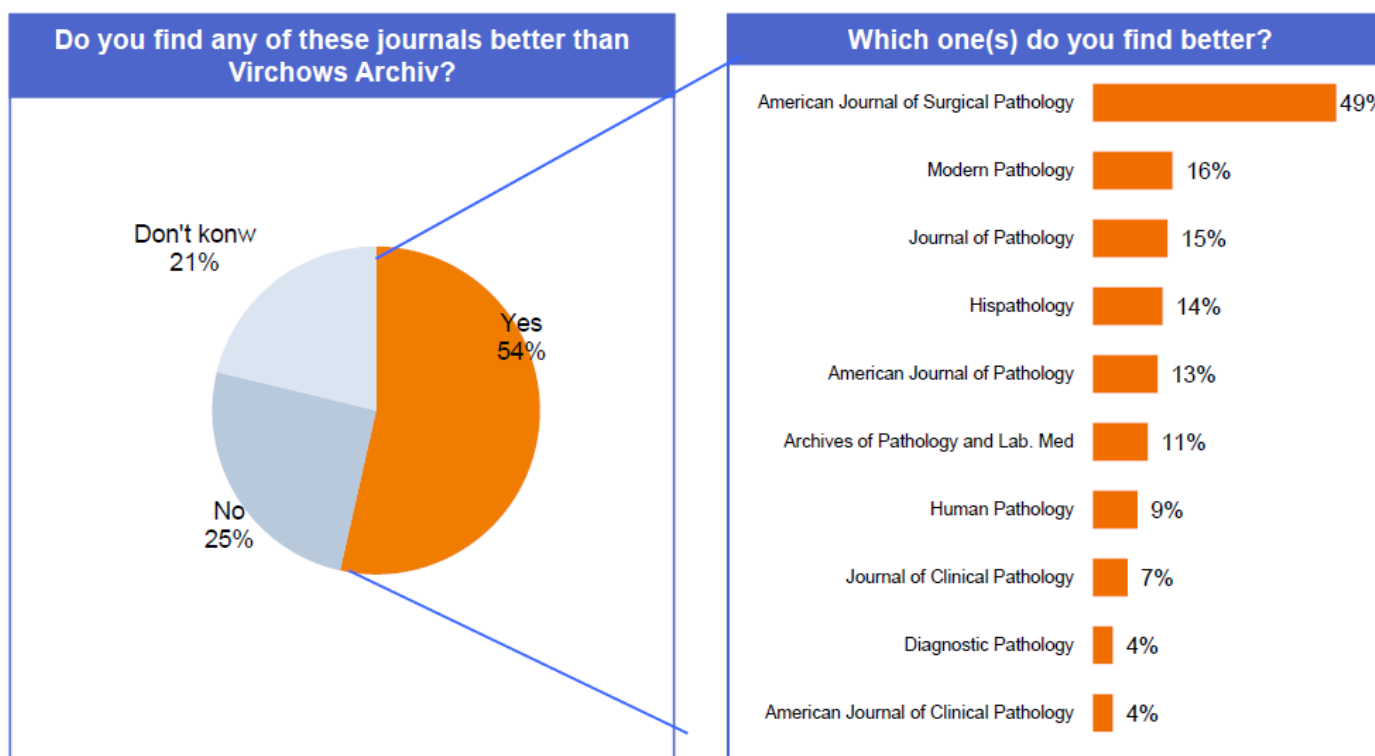
Rating of article types



(Base: 193, average ratings on a scale from 1=very important to 5=not at all important, Q9)

Who they like better

Better competitive journals

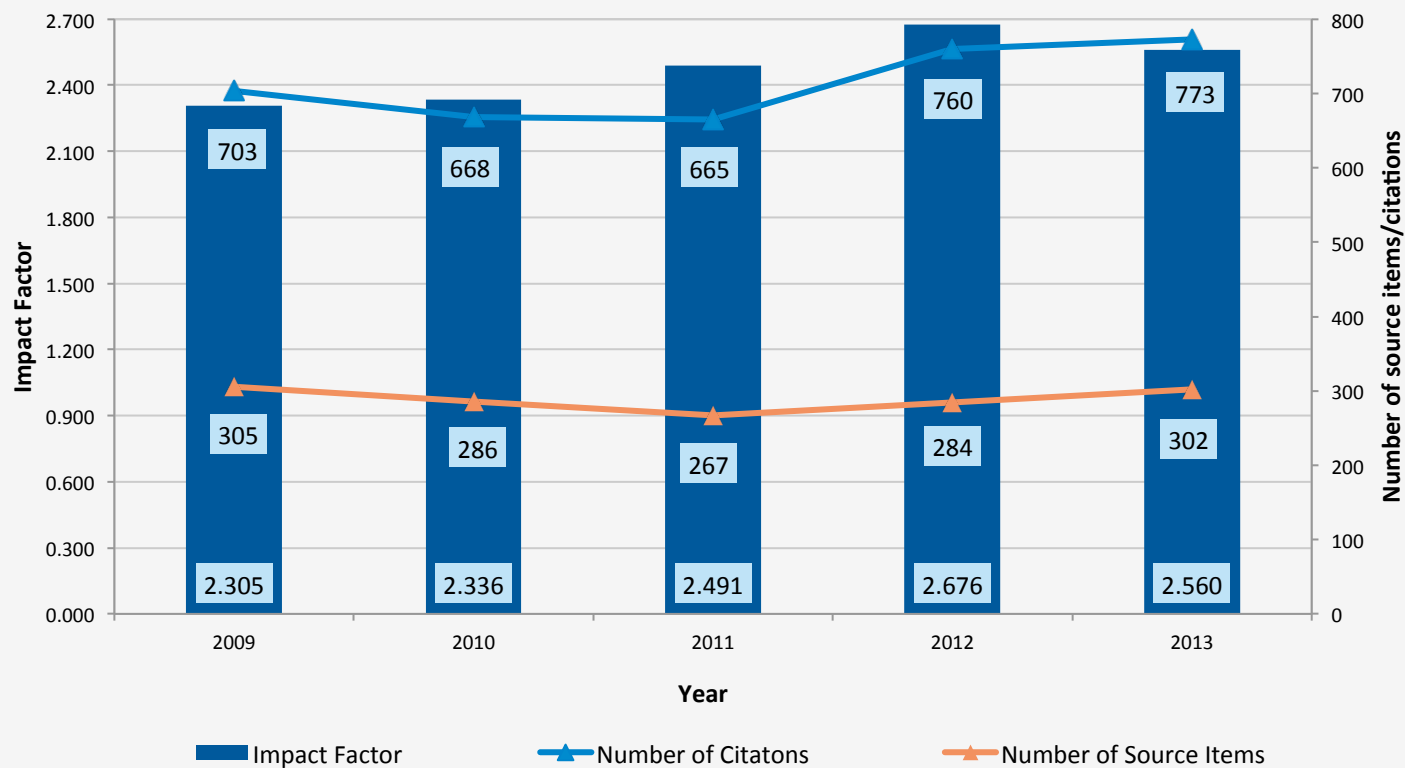


(Base: 193 respondents, closed question, Q13)

(Base: 92 respondents, open question, multiple answers possible, Q14)

Impact

Number of citations, number of source items, and Impact Factors by Year



Where are we?

Category Name	Total Journals in Category	Journal Rank in Category	Quartile in Category
PATHOLOGY	76	24	Q2

Rank	Abbreviated Journal Title	Publisher	ISSN	Total Cites	Impact Factor	5-Year Impact Factor
1	ANNU REV PATHOL-MECH	ANNUAL REVIEWS	1553-4006	2767	22.128	21.918
2	ACTA NEUROPATHOL	SPRINGER	0001-6322	12284	9.777	8.854
3	J PATHOL	WILEY-BLACKWELL	0022-3417	14897	7.330	7.224
4	SEMIN IMMUNOPATHOL	SPRINGER HEIDELBERG	1863-2297	1649	6.482	6.420
5	MODERN PATHOL	NATURE PUBLISHING GROUP	0893-3952	11084	6.364	5.515
6	DIS MODEL MECH	COMPANY OF BIOLOGISTS LTD	1754-8403	1738	5.537	5.131
7	NEUROPATH APPL NEURO	WILEY-BLACKWELL	0305-1846	2747	4.970	4.106
8	AM J PATHOL	ELSEVIER SCIENCE INC	0002-9440	39632	4.602	5.205
9	AM J SURG PATHOL	LIPPINCOTT WILLIAMS & WILKINS	0147-5185	17545	4.592	5.053
10	J NEUROPATH EXP NEUR	LIPPINCOTT WILLIAMS & WILKINS	0022-3069	8450	4.372	4.516
11	BRAIN PATHOL	WILEY-BLACKWELL	1015-6305	4114	4.354	4.316
12	EXPERT REV MOL DIAGN	EXPERT REVIEWS	1473-7159	1743	4.270	3.682
13	J MOL DIAGN	ELSEVIER SCIENCE INC	1525-1578	2663	3.955	3.859
14	LAB INVEST	NATURE PUBLISHING GROUP	0023-6837	10369	3.828	4.175
15	CANCER CYTOPATHOL	WILEY-BLACKWELL	1934-662X	1837	3.807	3.712
16	HISTOPATHOLOGY	WILEY-BLACKWELL	0309-0167	8396	3.301	3.607
17	ADV ANAT PATHOL	LIPPINCOTT WILLIAMS & WILKINS	1072-4109	1230	3.100	3.476
18	AM J CLIN PATHOL	AMER SOC CLINICAL PATHOLOGY	0002-9173	10442	3.005	2.952
19	ARCH PATHOL LAB MED	COLL AMER PATHOLOGISTS	0003-9985	8636	2.884	2.826
20	EXP MOL PATHOL	ACADEMIC PRESS INC ELSEVIER SCIENCE	0014-4800	2581	2.881	2.828
24	VIRCHOWS ARCH	SPRINGER	0945-6317	5113	2.560	2.620

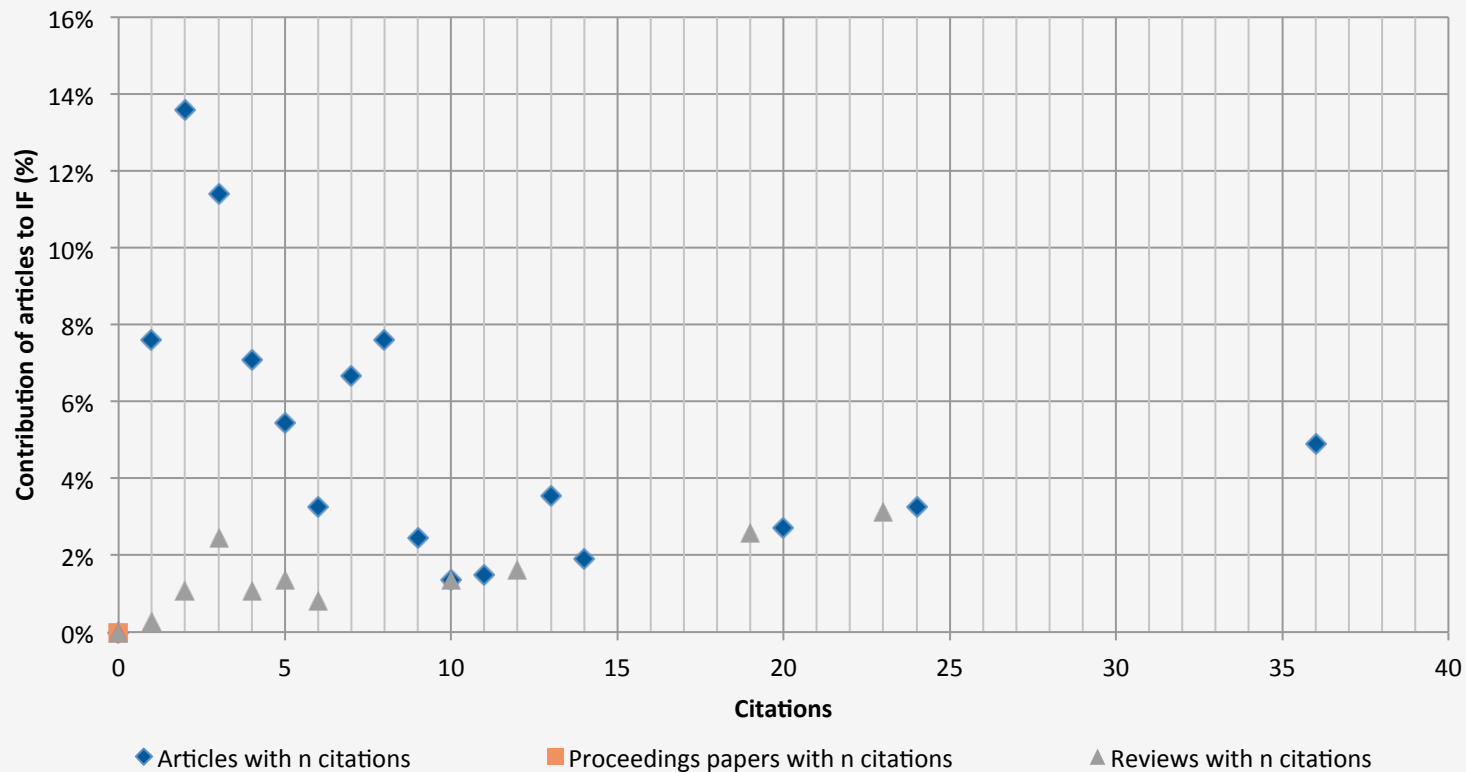
What was cited?

Data for the 2013 IF

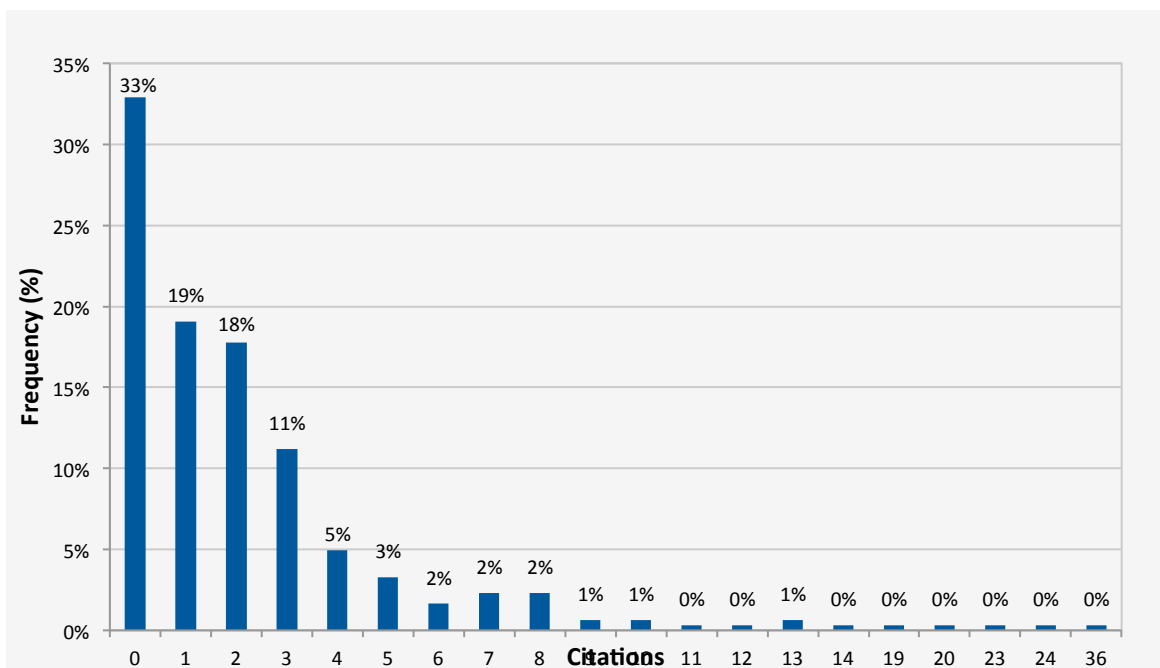
Cites	Per year	Rank	Authors	Title
150	37.50	1	M Vogt, J Munding, M Grüner, ST Liffers, B Verdoodt...	★ Frequent concomitant inactivation of miR-34a and miR-34b/c by CpG methylation in colorectal, pancreatic, mammary, ovarian, urothelial, and r...
169	56.33	2	M Dinis-Ribeiro, M Areia, AC De Vries, R Marcos-Pinto...	★ Management of precancerous conditions and lesions in the stomach (MAPS): guideline from the European Society of Gastrointestinal Endoscop...
93	31.00	3	E Thunnissen, L Bubendorf, M Dietel, G ElMBERGER...	★ EML4-ALK testing in non-small cell carcinomas of the lung: a review with recommendations
81	20.25	4	SY Park, HJ Kwon, HE Lee, HS Ryu, SW Kim, JH Kim...	★ Promoter CpG island hypermethylation during breast cancer progression
87	29.00	5	J Prat	★ Ovarian carcinomas: five distinct diseases with different origins, genetic alterations, and clinicopathological features
62	15.50	6	R Penzel, C Sers, Y Chen, U Lehmann-Mühlenhoff...	★ EGFR mutation detection in NSCLC—assessment of diagnostic application and recommendations of the German Panel for Mutation Testing in NS...
58	14.50	7	SM Falzarano, M Zhou, P Carver, T Tszuki...	★ ERG gene rearrangement status in prostate cancer detected by immunohistochemistry
57	14.25	8	P Quirke, M Risio, R Lambert, L von Karsa, M Vieth	★ Quality assurance in pathology in colorectal cancer screening and diagnosis—European recommendations
46	11.50	9	MAA Zaki, N Wada, J Ikeda, H Shibayama...	★ Prognostic implication of types of tumor-associated macrophages in Hodgkin lymphoma
46	11.50	10	M Fassan, M Pizzi, L Giacomelli, C Mescoli, K Ludwig...	★ PDCD4 nuclear loss inversely correlates with miR-21 levels in colon carcinogenesis
48	12.00	11	L Morra, H Moch	★ Periostin expression and epithelial-mesenchymal transition in cancer: a review and an update
39	9.75	12	VJ Desmet	★ Ductal plates in hepatic ductular reactions. Hypothesis and implications. I. Types of ductular reaction reconsidered
44	11.00	13	A Tannapfel, H Denk, HP Dienes, C Langner...	★ Histopathological diagnosis of non-alcoholic and alcoholic fatty liver disease
33	8.25	14	J Yu, R Shi, D Zhang, E Wang, X Qiu	★ Expression of integrin-linked kinase in lung squamous cell carcinoma and adenocarcinoma: correlation with E-cadherin expression, tumor microv...
33	8.25	15	DJ Papachristou, A Korpetinou, E Giannopoulou...	★ Expression of the ribonucleases Drosha, Dicer, and Ago2 in colorectal carcinomas
31	7.75	16	C Griffith, R Seethala, SI Chiosea	★ Mammary analogue secretory carcinoma: a new twist to the diagnostic dilemma of zymogen granule poor acinic cell carcinoma
27	6.75	17	G Bogina, L Bortesi, M Marconi, M Venturini, G Lunardi...	★ Comparison of hormonal receptor and HER-2 status between breast primary tumours and relapsing tumours: clinical implications of progesteron...
30	7.50	18	J Chenevert, LE Barnes, SI Chiosea	★ Mucoepidermoid carcinoma: a five-decade journey
27	6.75	19	H Choritz, G Büsche, H Kreipe	★ Quality assessment of HER2 testing by monitoring of positivity rates
30	10.00	20	N Ludyga, B Grünwald, O Azimzadeh, S Englert...	★ Nucleic acids from long-term preserved FFPE tissues are suitable for downstream analyses

- ★ Original paper
- ★ Review paper
- ★ Guideline

Which papers contribute to our IF?



Are our brains noticed at all?



Cites	Number of articles	% of articles
0	100	32.89%
1	58	19.08%
2	54	17.76%
3	34	11.18%
4	15	4.93%
5	10	3.29%
6	5	1.64%
7	7	2.30%
8	7	2.30%
9	2	0.66%
10	2	0.66%
11	1	0.33%
12	1	0.33%
13	2	0.66%
14	1	0.33%
19	1	0.33%
20	1	0.33%
23	1	0.33%
24	1	0.33%
36	1	0.33%
Total	304	

Strategies to ‘pimp’ our brains

- Define ‘who you are’
- Develop a review paper strategy:
reviews ‘pimp’ your IF
- A higher IF attracts more and better
original papers
- More selective peer review approach:
accept only the best manuscripts
(but it is very difficult to predict the future, even when it comes to what will be
highly cited)



Review strategy

- Invited reviews
 - AE input essential, EiC risks to run around in circles
 - Review editor would be very useful
- Annual Review issue
 - Needs to be planned 2 y ahead
 - General orientation of the issues
 - AE input essential

Review issues

- ARI 2014 prognostic biomarkers: downloads in 4 months

Item Title (first 60)	Item Title (sec)	Author(s)	Volume	Issue	Pricelist	Downloads	Downloads	Downloads	Downloads	Downloads	Downloads	Downloads	Downloads
						01.2014	02.2014	03.2014	04.2014	05.2014	06.2014	07.2014	Overall Result
PROGNOSTIC AND PREDICTIVE BIOMARKERS IN LUNG CANCER. A	REVIEW	ERIK THUNNIS	464	3	2014	193	140	208	119	103	85	65	913
TESTICULAR CANCER: BIOLOGY AND BIOMARKERS		LEENDERT LO	464	3	2014	1	134	280	117	76	59	38	705
BIOMARKERS FOR GASTRIC CANCER: PROGNOSTIC, PREDICTIVE OR	TARGETS OF	CARLA OLIVE	464	3	2014	2	173	202	73	80	68	55	653
MOLECULAR TESTS AS PROGNOSTIC FACTORS IN BREAST CANCER		MARC VUJVER	464	3	2014		99	200	71	78	81	60	589
PROGNOSTIC BIOMARKERS IN COLORECTAL CANCER: WHERE DO WE	STAND?	XAVIER SAGA	464	3	2014		93	220	78	63	39	31	524
PROGNOSTIC BIOMARKERS IN ENDOMETRIAL AND OVARIAN CARCINOMA		XAVIER MATI	464	3	2014		124	172	49	64	61	53	523
PROGNOSTIC BIOMARKERS IN THYROID CANCER		PAULA SOAR	464	3	2014		103	181	71	50	64	51	520
PROGNOSTIC PROSTATE TISSUE BIOMARKERS OF POTENTIAL CLINICAL		THEODORUS	464	3	2014	2	88	143	55	63	41	41	433
TISSUE PROGNOSTIC BIOMARKERS IN PRIMARY CUTANEOUS MELANOMA		DANELA MAS	464	3	2014		63	149	73	46	45	33	409
BIOMARKERS IN RENAL CANCER		HOLGER MOC	464	3	2014	2	47	150	58	46	37	27	367
PROGNOSTIC BIOMARKERS: AN INTRODUCTION		LAWRENCE T	464	3	2014		18	208	76	26	21	15	364
METHODOLOGICAL REQUIREMENTS FOR VALID TISSUE-BASED	BIOMARKER	LAWRENCE T	464	3	2014		35	152	71	34	30	11	333
						200	1.117	2.265	911	729	631	480	6.333

- ARI 2015 Quality in Pathology

Reviews line-up

Tentative title	Invited author	Status
Predictive biomarkers for targeted therapy in head and neck squamous cell carcinoma	SM Willems, Amsterdam	Received, sept 2014 In revision
Inflammation and Urothelial Bladder carcinoma: a critical appraisal	Gabriela Nesi, Florence	Accepted, march 2015
New (molecular) classifications of colorectal cancer	Mark Arends, Edinborough	Accepted, jan. 2015
Borderline tumors of the ovary, an update	Steffen Hauptmann, Halle	Accepted, spring 2015
Mesenchymal tumours of the mediastinum	M.den Bakker/P.Ströbel	Accepted, january 2015
Storage diseases of the lung	M.den Bakker, Rotterdam	Accepted, july 2015
What's new in thymic tumors	A.Marx/P.Ströbel	Accepted, April 2015
Immune response to cancer	WH Fridman, Paris	Accepted, summer 2015
The stromal reaction to cancer	O de Wever, Brussels	Accepted, april 2015
Cancer cell metabolism	M Lisanti, New York	Invited, summer 2015
Mechanisms of inflammation in IBD	Claude Cuvelier, Gent	Accepted, summer 2015
Heterogeneity of breast cancer	Christos Sotiriou, Brussels	Accepted, summer 2015
Microscopy without microscopes	Aydogan Ozcan, San Francisco	Accepted, summer 2015

Who are the VIAR brains?

Function	Person	Term
EiC	Fred Bosman	2012-2016
Associate Editors	Volkan Adsay	2015-2017 (second term)
	Sigurd Lax	2014-2016 (first term)
	Fatima Carneiro	2013-2015 (second term)
	Hans Kreipe	2014-2016 (second term)
	Han Van Krieken	2013-2015 (second term)
	Ales Ryska	2014-2016 (first term)
	Daniela Massi	2013-2015 (first term)
Deputy EiC	Vacant	
Review Editor	Vacant	

Do they know it all?

Specialties covered:

- Skin
- Breast
- Hematopathology
- GI
- Gyne

•Specialties needed:

- Liver
- Pulmonary
- Genitourinary
- Soft tissue/bone
- Head and neck

- AE all take their share

Editorial Board: our frontal lobe

Former Editors

M. Dietel, H. Höfler, G. Klöppel, V. Eusebi, S. Lakhani, P. Bedossa

Editorial Consultants of the ESP

M. Santucci, I. Leivo (ESP officers, non Ed.Com. Members)

Editorial Board (71 members)

K. Amann, Erlangen

C. Bordi, Parma

E. Brambilla, Grenoble

R. Büttner, Bonn

C. Capella, Varese

A. Cardesa, Barcelona

J. Dahlstrom, Woden

B. Davidson, Oslo

A. P. Dei Tos, Treviso

M. Den Bakker, Rotterdam

J. Diebold, Luzern

A. Ensari, Ankara

F. Facchetti, Brescia

F. Fend, Tübingen

J. F. Fléjou, Paris

C. D. M. Fletcher, Boston

M. P. Foschini, Bologna

N. Gale, Ljubljana

S. Hauptmann, Halle

F. Hofstädter, Regensburg

S. Ichihara, Nagoya

D. Kerjaschki, Vienna

T. Kirchner, Munich

D. Klimstra, New York

R. R. de Krijger, Delft

J. Lamovec, Ljubljana

S. F. Lax, Graz

H.-A. Lehr, Friedrichshafen

V. P. Lehto, Helsinki

L. de Leval, Lausanne

A. Llombart-Bosch, Valencia

T. Lönning, Hamburg

J. Lüttges, Saarbrücken

X. Matias-Guiu, Lleida

T. Mentzel, Friedrichshafen

M. Michal, Pilsen

M. Miettinen, Bethesda

G. Mikuz, Innsbruck

H. Moch, Zurich

R. Moll, Marburg

R. Montironi, Ancona

K. Mukai, Tokyo

M. Papotti, Turin

G. Pelosi, Milan

A. Perren, Bern

H. H. Popper, Graz

J. Prat, Barcelona

G. Rindi, Rome

C. Röcken, Kiel

J. Rosai, Milan

A. Rosenwald, Würzburg

A. Ryska, Hradec Králové

A. Sapino, Turin

G. Sauter, Hamburg

A. Scarpa, Verona

P. Schirmacher, Heidelberg

K. Schmid, Essen

F. Schmitt, Toronto

P. J. Slootweg, Nijmegen

M. Sobrinho-Simões, Porto

E. Solcia, Pavia

G. Stanta, Trieste

A. Tannapfel, Bochum

B. Terris, Paris

T. Tot, Falun

G. Viale, Milan

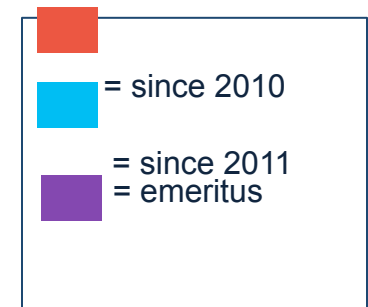
M. J. van de Vijver,

Amsterdam


M. Werner, Freiburg

G. Zamboni, Verona

K. Zatloukal, Graz



Peer review: running the gauntlet?



No: let's make it better!

Review process

- Rapid rejection:
 - Case reports (most EiC)
 - Original contributions (EiC and one AE)
- Rejecting more papers rapidly will ease the pressure on reviewers
- Structured questions in the review form drive the review
- General review quality acceptable
- Two reviewers is the rule
- Turn around time for some manuscripts too long

The ten commandments for the reviewer




- The reviewer is honest (the information in the paper is still confidential)
- The reviewer is fast
- The reviewer argues his/her perceptions
- The reviewer proposes improvements
- The reviewer does not use abrasive language
- The reviewer will not express an opinion on rejection/acceptance in the review
- The reviewer acknowledges his/her limitations (statistics is often an issue)
- The reviewer writes in distinct points
- The reviewer accepts to review a revised manuscript (unless 'reject' was advised and the reviewer indicated not to want to see the aer again)
- For a revised manuscript the reviewer will not come up with new issues, not raised in the first review

It's not only about what you say
but also how you say it



**“Don’t tell them we failed. Tell them we
decided to temporarily postpone our success.”**

The publication process



And for the European Society of Pathology?

- Brains
 - Members should regard Virchows Archiv as ‘their’ preferred outlet for scientific work
 - Virchows Archiv needs more input from ESP members
 - Officers
 - Working groups
- Cash-cow
 - Without the cashflow generated by VIAR ESP as it is now would not stay afloat
 - Anticipate the future: the contract needs to be reconducted in 206!